

















ČSautoslalom 2023 - 1. Závod























15. 04. 2023 - Karting Dlhá

Pořadí podle tříd - [Absolutní pořadí](#)












3. jízda

15.4.2023 17:56











Pořadí abs.	Pořadí třída	Třída	Číslo	Jméno Vozidlo	Stát	Tým	Ž/J	1. jízda (Pen.)	2. jízda (Pen.)	3. jízda (Pen.)	Celkem	Ztráta
R1												
2	1	R1	893	Dominik Šurýn Peugeot 106		Motokáry Hodonín		02:15.590	02:11.679	02:07.092	04:18.771	---
7	2	R1	868	Dušan Šurýn Peugeot 106		Motokáry Hodonín		02:16.387	02:12.592	02:30.665 (2)	04:28.979	00:10.208
16	3	R1	800	Filip Obora Škoda Fabia				02:20.959	02:20.002	02:15.483	04:35.485	00:16.714
22	4	R1	805	Maxmilián Kepeň Citroën Saxo VTS			J	02:28.639 (2)	02:24.937 (2)	02:14.051	04:38.988	00:20.217
32	5	R1	801	Martin Hrivnák Honda CRX				02:30.955	02:26.730	02:16.011	04:42.741	00:23.970
34	6	R1	870	Rostislav Kepeň Citroën Saxo VTS				02:28.942	02:24.829	02:18.132	04:42.961	00:24.190
41	7	R1	823	Jakub Lavický Fiat 126				02:31.036	03:09.489	02:14.137	04:45.173	00:26.402
104	8	R1	833	Luboš Orlický Honda Civic				02:49.649	02:40.503	02:39.882	05:20.385	01:01.614
110	9	R1	802	Alžběta Úlehlová VW Lupo			Ž	02:50.545	02:47.927	02:38.864	05:26.791	01:08.020
114	10	R1	860	Peter Mušitz Škoda 130RS			M	03:04.728	02:50.387	02:39.900	05:30.287	01:11.516
120	11	R1	812	Ivan Konečný Citroën Saxo			M	02:34.203	09:59.999		12:34.202	08:15.431
122	12	R1	811	Pavel Konečný Citroën Saxo			J	09:59.999	09:59.999		19:59.998	15:41.227
R2												
1	1	R2	999	Dominik Huráb Toyota Yaris GR			J	02:16.672 (2)	02:11.878	02:06.720	04:18.598	---
4	2	R2	919	Luboš Čelin BMW 130xd				02:17.072	02:15.203	02:09.808	04:25.011	00:06.413
5	3	R2	918	Roman Pelíšek Seat Leon		Octopus racing team		02:15.075	02:44.942 (20)	02:10.713	04:25.788	00:07.190
6	4	R2	911	Miroslav Tichý Nissan 100NX GTi				02:18.636	02:17.420	02:08.754	04:26.174	00:07.576






















11	5	R2	969	Pavel Müller VW Golf MK2		Motokáry Hodonín		02:21.200	02:22.444	02:12.291	04:33.491	00:14.893
18	6	R2	903	Dominik Beňo Seat Ibiza				02:19.834	02:17.281	02:32.743 (20)	04:37.115	00:18.517
20	7	R2	987	Ondřej Hošek BMW E46 330i		Octopus racing team		02:25.737	02:21.341	02:17.163 (2)	04:38.504	00:19.906
52	8	R2	902	Martin Baranec Honda S2000				02:30.266	02:28.361	02:23.384	04:51.745	00:33.147
59	9	R2	921	Petr Pospíšek Honda Civic				02:31.076 (2)	02:42.754	02:22.138	04:53.214	00:34.616
76	10	R2	917	Lumír Štěpán VW Golf				02:18.880	09:59.999	02:41.140	05:00.020	00:41.422
97	11	R2	989	Martin Kolář Lotus Elise 111S				02:45.292	02:40.090	02:32.464	05:12.554	00:53.956
100	12	R2	913	Dominika Jánošová Ford Focus		Ž		02:51.710	02:39.247	02:36.171	05:15.418	00:56.820
119	13	R2	916	Stanislav Firtl Škoda Octavia				02:24.884	09:59.999		12:24.883	08:06.285
123	14	R2	901	Jan Janča VW Golf				09:59.999	09:59.999		19:59.998	15:41.400
124	15	R2	915	Jakub Sytař Škoda Octavia				09:59.999	--:--:--		09:59.999	1 jízda
S1												
15	1	S1	100	Zdeněk Gergel Citroën Saxo VTS		Matadors Race Team	M	02:19.746	02:17.820	02:17.135	04:34.955	---
49	2	S1	146	Tomáš Penčík Citroën Saxo VTS				02:30.699	02:31.530	02:20.369	04:51.068	00:16.113
50	3	S1	189	Martin Magát Honda CRX		1#BCSRT		02:30.395	02:30.639	02:21.000	04:51.395	00:16.440
51	4	S1	108	Vojta Grmolec Renault Twingo				02:33.682	02:30.480	02:21.069	04:51.549	00:16.594
66	5	S1	112	Stanislav Pecha Renault Twingo RS CUP				02:29.826	02:29.526	02:27.404	04:56.930	00:21.975
67	6	S1	199	Peter Hrabinsky Honda Civic		2#BCSRT		02:34.998	02:32.384	02:24.757	04:57.141	00:22.186
105	7	S1	105	Damián Jankech Honda Civic				02:39.422	09:59.999	02:42.148	05:21.570	00:46.615
108	8	S1	141	Natália Lupačová Peugeot 206		Ž / J		02:45.474	02:43.442	02:39.733	05:23.175	00:48.220
116	9	S1	123	Pavol Humaj Daewoo Tico				02:47.652	02:49.288	02:47.850	05:35.502	01:00.547
118	10	S1	153	Filip Novák Peugeot 306			J	02:59.334	03:26.954 (2)	02:52.182	05:51.516	01:16.561
121	11	S1	194	Michal Lupač Peugeot 206				02:37.432	09:59.999		12:37.431	08:02.476






















S2






















24	1	S2	266	Michal Novák Mazda MX-5 NC			02:25.099	02:22.273	02:17.578	04:39.851	---
35	2	S2	259	Michal Kelíšek Honda Civic TypeR			02:23.195	02:23.329	02:19.821	04:43.016	00:03.165
37	3	S2	212	Matúš Budinský Honda Civic			02:28.282 (2)	02:22.922	02:20.998 (2)	04:43.920	00:04.069
61	4	S2	237	Branislav Dvorák VW Scirocco			02:27.720	02:27.686	02:26.411	04:54.097	00:14.246
70	5	S2	201	Zuzana Šteffeková Fiat 500 Abarth		Ž	02:30.319	02:32.790	02:27.420	04:57.739	00:17.888
71	6	S2	299	Jakub Novák Ford Focus			02:32.489	02:31.395	02:26.549	04:57.944	00:18.093
79	7	S2	206	Ivan Chlud Peugeot 206RC			02:35.364	02:34.533	02:27.436	05:01.969	00:22.118
82	8	S2	200	Michal Procházka Renault Clio RS			02:35.334	02:34.917	02:28.840	05:03.757	00:23.906
84	9	S2	214	Branislav Goga Honda		1#BCSRT	02:34.294	02:34.261	02:30.021	05:04.282	00:24.431
85	10	S2	298	René Novák Ford Focus			02:35.475	02:35.178	02:29.185	05:04.363	00:24.512
107	11	S2	622	Ľudmila Habodász Fiat 500 Abarth		Ž	02:46.023	02:50.827	02:37.024	05:23.047	00:43.196

S3

10	1	S3	310	Filip Melicher Honda Civic TypeR		1#BCSRT	02:17.323	02:17.140	02:12.968	04:30.108	---
12	2	S3	326	Roman Klamo Mazda 3 MPS			02:19.728	02:17.672	02:16.434	04:34.106	00:03.998
19	3	S3	311	Andrej Karaba Ford Focus ST			02:24.034	02:20.643	02:17.614	04:38.257	00:08.149
27	4	S3	362	Dávid Nemček Leon CUPRA R		JLM Racing	02:25.843	02:22.458	02:19.358	04:41.816	00:11.708
39	5	S3	331	Erik Gardoš Honda Civic TypeR		2#BCSRT	02:22.397	02:21.779	03:44.399	04:44.176	00:14.068
46	6	S3	344	Michal Kováč Opel Astra J OPC			02:25.919	02:26.788	02:21.075 (2)	04:46.994	00:16.886
48	7	S3	330	Oliver Záhlava Hyundai i30N			02:30.284	02:27.947	02:22.156	04:50.103	00:19.995
54	8	S3	305	Martin Kraus Audi A6		Motokáry Hodonín	02:31.990 (2)	02:28.235	02:24.273	04:52.508	00:22.400
55	9	S3	328	Roman Kucharík BMW E46 328i			02:34.144	02:30.249	02:22.293	04:52.542	00:22.434
65	10	S3	323	Marek Kostoláni Renault Megane RS			02:36.652	02:32.976	02:23.633	04:56.609	00:26.501

77	11	S3	303	Michal Izakovič Renault Megane R.S.		Matadors Race Team	02:37.802	02:34.578	02:26.384	05:00.962	00:30.854
93	12	S3	304	Martin Moskál Opel Astra			02:38.683	02:33.312	02:35.698	05:09.010	00:38.902
95	13	S3	358	Miroslav Záhlava Hyundai i30N		M	02:40.027	02:37.128	02:32.131	05:09.259	00:39.151
109	14	S3	312	Robert Košťurík Audi A4		J	02:42.844	02:43.334	02:40.561	05:23.405	00:53.297
SC											
86	1	SC	22	Ondřej Hunčovský Tesla Model 3			02:22.466	02:48.532	02:42.103	05:04.569	---
87	2	SC	2	Filip Melicher Sigma TN			02:34.658	02:30.131 (2)		05:04.789	00:00.220
SP1											
25	1	SP1	403	Ľuboš Jenis Honda Civic		Race For Fun	02:26.357	02:24.009	02:15.873	04:39.882	---
36	2	SP1	433	Miroslav Homola Honda Civic		Race For Fun	02:26.753	02:24.955	02:18.345	04:43.300	00:03.418
38	3	SP1	404	Peter Ganoczy Honda Civic		1#BCSRT	02:26.922	02:24.746	02:19.271	04:44.017	00:04.135
62	4	SP1	456	Matej Vretenár Honda Civic			02:30.485	02:29.182	02:24.970	04:54.152	00:14.270
63	5	SP1	422	Momo Myers Honda Civic		H+GARAGE	02:33.576	02:31.234	02:22.956	04:54.190	00:14.308
64	6	SP1	400	Filip Kopecký Peugeot 106			02:33.906	02:33.083	02:23.509	04:56.592	00:16.710
73	7	SP1	469	Róbert Kovács Honda Civic		H+GARAGE	02:33.354	02:32.407	02:26.343	04:58.750	00:18.868
80	8	SP1	444	Ján Dúbrava Opel Corsa		Matadors Race Team	03:01.924 (2)	02:34.525	02:27.653	05:02.178	00:22.296
89	9	SP1	416	Michal Posolda Nissan Almera			02:36.548	02:37.798	02:28.727	05:05.275	00:25.393
90	10	SP1	401	Radek Červík Škoda 105I			02:37.187	02:30.504	02:42.162	05:07.691	00:27.809
96	11	SP1	411	Ol'ga Novotná Honda civic			02:41.521	02:42.163 (2)	02:29.465	05:10.986	00:31.104
98	12	SP1	429	Martin Gál Honda Civic			02:41.364	02:38.007 (2)	02:35.362 (2)	05:13.369	00:33.487
102	13	SP1	413	Marek Gál Honda Civic			02:43.374	02:41.578	02:37.977	05:19.555	00:39.673
106	14	SP1	420	František Souček Škoda Felicia			02:46.724	02:41.707	02:40.871	05:22.578	00:42.696
111	15	SP1	409	Viliam Mušitz Toyota Yaris			02:46.309	02:48.159	02:40.566	05:26.875	00:46.993

113	16	SP1	407	Ján Sebastián Nezník VW Polo		J	02:47.634	02:47.024 (2)	02:42.684 (2)	05:29.708	00:49.826
117	17	SP1	421	Lucie Drbalová Suzuki Swift		Ž / J	02:56.303	02:53.486	02:47.364	05:40.850	01:00.968
SP2											
8	1	SP2	555	Zdenko Gergel Citroën Saxo VTS		Matadors Race Team	02:18.607	02:15.809	02:13.744	04:29.553	---
21	2	SP2	533	Ivan Valovič Honda Civic		Race For Fun	02:24.720	02:23.267	02:15.392	04:38.659	00:09.106
23	3	SP2	505	Peter Holubčík Citroën Saxo VTS		JLM Racing	02:21.757	02:21.753	02:17.643	04:39.396	00:09.843
28	4	SP2	552	Martin Migdal Citroën C2 VTS		J	02:23.839	02:21.387	02:20.777	04:42.164	00:12.611
40	5	SP2	515	Daniel Lupač Citroën Saxo VTS		Matadors Race Team	02:27.263	02:24.322	02:20.325	04:44.647	00:15.094
56	6	SP2	512	Michal Drábek Suzuki Swift Sport			02:30.087	02:28.963	02:23.884	04:52.847	00:23.294
60	7	SP2	543	Adam Berger Citroën C2 VTS		Octopus racing team	02:41.014 (2)	02:26.934	02:27.135	04:54.069	00:24.516
68	8	SP2	507	Jiří Bařina Suzuki Swift		Octopus racing team	02:32.951	02:30.957	02:26.339	04:57.296	00:27.743
94	9	SP2	503	Filip Šiket' Honda CRX			02:37.152	02:41.470	02:31.978	05:09.130	00:39.577
101	10	SP2	530	Zdeněk Pazderka Mazda MX-5			02:42.475	02:42.481	02:35.672	05:18.147	00:48.594
SP3											
13	1	SP3	613	Martin Hlavna Honda Civic			02:20.000	02:18.883	02:15.671	04:34.554	---
17	2	SP3	646	Richard Dzurech Honda Civic			02:22.352 (4)	02:19.948 (2)	02:15.545	04:35.493	00:00.939
26	3	SP3	678	Ondřej Janáč Renault Clio Sport			02:27.448 (2)	02:25.015	02:16.073	04:41.088	00:06.534
29	4	SP3	686	Jakub Škopek Toyota GT86			02:30.105 (2)	02:23.800	02:18.426	04:42.226	00:07.672
30	5	SP3	616	Maroš Mészáros Mazda MX5		JLM Racing	02:26.962	02:25.627	02:16.643	04:42.270	00:07.716
31	6	SP3	621	Tomáš Dlapa Fiat Bravo HGT			02:24.144	02:23.862	02:18.825	04:42.687	00:08.133
33	7	SP3	696	Tomáš Vičánek Honda Civic			02:27.921	02:25.407	02:17.519	04:42.926	00:08.372
42	8	SP3	604	Martin Liška Renault Clio Sport			02:27.281	02:25.694	02:19.690	04:45.384	00:10.830
43	9	SP3	608	Pavol Zajac Toyota GT86			02:26.660	02:24.379	02:21.318	04:45.697	00:11.143

53	10	SP3	655	Lukáš Landsfeld Honda Civic			02:33.455	02:30.799	02:21.590	04:52.389	00:17.835
58	11	SP3	699	Zsolt Nagy Honda Civic			02:29.524	02:28.114	02:25.095	04:53.209	00:18.655
69	12	SP3	661	Vlado Okáli Renault Clio RS		M	02:32.182	02:32.823	02:25.122	04:57.304	00:22.750
74	13	SP3	675	Silvia Baranková Alfa Romeo MiTo		Ž	02:33.811	02:32.459	02:26.306	04:58.765	00:24.211
75	14	SP3	618	Lucas Kořínek Ford Puma Cup		J	02:41.527	02:34.915	02:24.577	04:59.492	00:24.938
83	15	SP3	666	Kristián Rýzek Subaru Impreza			02:32.801	02:34.253	02:31.428	05:04.229	00:29.675
91	16	SP3	669	Ivan Kurňava Opel Corsa C			02:38.611	02:38.504	02:29.380	05:07.884	00:33.330
92	17	SP3	688	Tomáš Hošek Mazda RX-8			02:38.422	02:48.339	02:29.861	05:08.283	00:33.729
99	18	SP3	223	Igor Korček Mazda MX-5			02:43.740	02:40.386	02:33.067	05:13.453	00:38.899
103	19	SP3	606	Matúš Gregor Mitsubishi Colt			02:44.376	02:43.743 (2)	02:36.242	05:19.985	00:45.431
115	20	SP3	624	Slavomír Krajčovič Peugeot 206 GTI		M	02:46.365	02:48.331	02:44.738	05:31.103	00:56.549
SP4											
3	1	SP4	749	Jakub Procházka Honda Civic Type-R		J	02:20.678	02:16.364	02:07.715	04:24.079	---
9	2	SP4	753	Lukáš Sulo Subaru Impreza WRX			02:23.698	02:15.064	02:14.707	04:29.771	00:05.692
14	3	SP4	721	Peter Kahun Seat Ibiza Cupra		Race For Fun	02:22.894	02:20.065	02:14.679	04:34.744	00:10.665
44	4	SP4	755	Dan Rulc Subaru Impreza		J	02:33.407	02:28.075 (2)	02:18.168	04:46.243	00:22.164
45	5	SP4	723	Roman Landl Nissan 370Z		2#BCSRT	02:27.291	02:28.416	02:19.655	04:46.946	00:22.867
47	6	SP4	322	Peter Siekel Toyota Yaris GR			02:39.617	02:25.669	02:23.062 (2)	04:48.731	00:24.652
57	7	SP4	767	Martin Prokop Hyundai i30N		2#BCSRT	02:35.384	02:29.259	02:23.721 (2)	04:52.980	00:28.901
72	8	SP4	717	Filip Rulc Subaru impreza		J	02:33.151	02:31.625 (2)	02:26.902 (4)	04:58.527	00:34.448
78	9	SP4	702	Mário Matušák Seat Ibiza			02:31.864	02:29.627 (2)	02:34.318	05:01.491	00:37.412
81	10	SP4	709	Peter Nemčič Honda Civic Type R		1#BCSRT	02:31.735	02:31.040	02:49.177	05:02.775	00:38.696
88	11	SP4	730	Vladimir Ďurej BMW 330Ci			02:40.772	02:35.949	02:29.172	05:05.121	00:41.042

