

ČSAUTOSLALOM 2025











11. ZÁVOD - HODONÍN - 25. 10. 2025

















- POŘADÍ TŘÍD - [ZOBRAZIT ABSOLUTNÍ POŘADÍ](#)


3. jízda

25.10.2025 15:21















Pořadí Abs.	Pořadí Třída	Třída	Číslo	Jméno Vozidlo	Stát	Ž/J/M	Trénink (Pen.)	1. jízda (Pen.)	2. jízda (Pen.)	3. jízda (Pen.)	Celkem	Ztráta	Body
		S1 - Stock -1600											
20	1	S1 - Stock -1600	189	Martin Magát Honda CRX			4:10.018	1:06.224	1:05.631	1:04.013	2:09.644	---	20
26	2	S1 - Stock -1600	100	Zdeněk Gergel Citroen Saxo VTS		Masters	4:08.654	1:05.929	1:05.728	1:05.282	2:11.010	0:01.366	17
40	3	S1 - Stock -1600	111	Filip Novák Citroen C2 VTS		Rookie	4:11.605	1:07.456	1:06.798	1:08.364	2:14.254	0:04.610	15
54	4	S1 - Stock -1600	142	Jan Zpěvák Honda Civic			4:17.311	1:10.606	1:10.852 (2)	1:09.331	2:19.937	0:10.293	13
57	5	S1 - Stock -1600	123	Martin Baranec Citroen C2 VTS			4:07.334	1:08.666	1:11.613 (2)	---	2:20.279	0:10.635	11
59	6	S1 - Stock -1600	108	Miroslav Havlík Honda Civic			4:13.868	1:10.679	1:09.933	1:12.166 (2)	2:20.612	0:10.968	10
64	7	S1 - Stock -1600	135	Tomáš Naňo Jun. Citroen C2 VTS		Rookie	4:19.881	1:12.720	1:10.494 (2)	1:11.822 (2)	2:22.316	0:12.672	9
66	8	S1 - Stock -1600	126	Peter Žák Ford Fiesta			4:16.990	1:36.332 (22)	1:14.474	1:12.518	2:26.992	0:17.348	8
67	9	S1 - Stock -1600	113	Barbora Barancová Citroen C2 VTS		Žena, Rookie	4:30.150	1:16.013 (4)	1:11.252 (2)		2:27.265	0:17.621	7
68	10	S1 - Stock -1600	425	Jaroslava Tomko Králová Honda CRX		Žena	4:17.583	1:15.682 (2)	1:14.025 (2)	1:13.256	2:27.281	0:17.637	6
69	11	S1 - Stock -1600	402	Peter Rafaj Honda CRX			4:12.360	1:14.305 (2)	1:13.108 (2)	1:15.604 (4)	2:27.413	0:17.769	5
71	12	S1 - Stock -1600	141	Michal Buřič Škoda Felicia			4:21.430	1:16.278	1:13.233	1:14.728	2:27.961	0:18.317	4
73	13	S1 - Stock -1600	133	Matěj Řehánek Škoda Felicia			4:16.672	1:19.274 (2)	1:15.278	1:14.023	2:29.301	0:19.657	3
76	14	S1 - Stock -1600	130	Vítek Prikryl Honda Civic		Rookie	4:27.582	1:16.807	1:15.976	1:18.103 (4)	2:32.783	0:23.139	2
78	15	S1 - Stock -1600	107	Jiří Souček Seat Ibiza		Junior	4:21.130	1:19.106 (2)	1:20.052 (2)	1:17.297	2:36.403	0:26.759	1
79	16	S1 - Stock -1600	104	Jan Buksa Škoda		Junior	4:33.726	1:22.773	1:25.794	1:20.812	2:43.585	0:33.941	0






				Felicia									
		S2 - Stock -2000											
13	1	S2 - Stock -2000	214	Branislav Goga Honda S2000			4:06.398	1:04.060	1:03.766	1:05.215 (2)	2:07.826	---	20
34	2	S2 - Stock -2000	299	Richard Šimoník Renault Clio			4:06.769	1:10.090 (2)	1:06.520	1:05.910	2:12.430	0:04.604	17
42	3	S2 - Stock -2000	293	Jakub Novák Ford Focus			4:08.853	1:08.416 (2)	1:07.020	1:07.791	2:14.811	0:06.985	15
44	4	S2 - Stock -2000	296	Josef Schüller Ford Fiesta ST150			4:12.297	1:07.874	1:10.204 (2)	1:07.663	2:15.537	0:07.711	13
47	5	S2 - Stock -2000	271	René Novák Ford Focus			4:10.798	1:08.041	1:10.469 (2)	1:08.073	2:16.114	0:08.288	11
48	6	S2 - Stock -2000	211	Michal Šimoník Renault Clio RS			4:12.158	1:09.480	1:09.043	1:07.709	2:16.752	0:08.926	10
50	7	S2 - Stock -2000	222	Jaroslav Schüller Ford Fiesta ST150		Junior	4:10.789	1:08.533	1:11.032 (2)	1:09.110	2:17.643	0:09.817	9
53	8	S2 - Stock -2000	205	Michal Kelišek Honda Civic			4:12.634	1:12.075 (2)	1:10.271	1:09.495	2:19.766	0:11.940	8
		S3 - Stock 2000+											
12	1	S3 - Stock 2000+	383	Lumír Štěpán Mini Cooper			4:06.907	1:06.008 (2)	1:04.108	1:03.604	2:07.712	---	20
24	2	S3 - Stock 2000+	322	Tibor Gloznek Seat Ibiza			4:09.613	1:08.298	1:05.486	1:05.234	2:10.720	0:03.008	17
27	3	S3 - Stock 2000+	310	Erik Gardoš Honda Civic			4:11.086	1:05.500	1:06.062	1:05.885	2:11.385	0:03.673	15
32	4	S3 - Stock 2000+	320	Jiří Bařina Hyundai i30 N			4:08.446	1:06.302	1:05.965	1:06.668	2:12.267	0:04.555	13
36	5	S3 - Stock 2000+	369	Pavol Húšek Opel Corsa			4:09.442	1:10.086 (4)	1:05.159	1:07.438 (2)	2:12.597	0:04.885	11
37	6	S3 - Stock 2000+	330	Roman Kucharík BMW E90			4:07.000	1:07.185 (2)	1:06.926	1:06.430	2:13.356	0:05.644	10
63	7	S3 - Stock 2000+	346	Gregor Gardoš Honda Civic		Junior	4:12.052	1:10.986	1:12.657 (2)	1:11.256 (2)	2:22.242	0:14.530	9
75	8	S3 - Stock 2000+	325	Petr Horka Audi A3		Junior	4:15.437	1:18.820 (4)	1:11.513	1:23.655	2:30.333	0:22.621	8
		S4 - Stock 3000+4WD											
9	1	S4 - Stock 3000+4WD	316	Filip Obora Toyota Yaris GR			4:06.962	1:04.691	1:05.986 (2)	1:02.394	2:07.085	---	20

35	2	S4 - Stock 3000+4WD	301	Jan Janča VW Golf			4:09.849	1:06.895	1:10.848 (4)	1:05.671	2:12.566	0:05.481	17
		SP1 - Sport -1400											
11	1	SP1 - Sport -1400	403	Ľuboš Jenis Honda Civic			4:05.710	1:04.054	1:03.776	1:03.685	2:07.461	---	20
25	2	SP1 - Sport -1400	444	Ján Dúbrava Opel Corsa			4:06.203	1:05.302	1:05.453	1:06.759 (2)	2:10.755	0:03.294	17
52	3	SP1 - Sport -1400	412	Daniel Hirschner Mitsubishi Colt cz3		Rookie	4:09.874	1:08.692	1:10.390	1:09.395	2:18.087	0:10.626	15
60	4	SP1 - Sport -1400	440	Alexander Rafaj Honda Civic		Rookie	4:12.127	1:12.148	1:09.979	1:10.813	2:20.792	0:13.331	13
62	5	SP1 - Sport -1400	817	Milan Horák Škoda Felicia			4:11.165	1:14.300 (2)	1:11.007	1:10.866	2:21.873	0:14.412	11
77	6	SP1 - Sport -1400	410	Michal Jenis Honda Civic			4:12.113	1:22.687 (4)	1:11.287 (2)	1:24.995 (6)	2:33.974	0:26.513	10
80	7	SP1 - Sport -1400	414	Tomáš Michalčík Škoda Felicia			4:17.969	1:31.716 (20)	1:12.877 (2)	--- (20)	2:44.593	0:37.132	9
		SP2 - Sport -1600											
15	1	SP2 - Sport -1600	525	Richard Spevák Honda Civic			4:06.080	1:04.321	1:04.579	1:03.812	2:08.133	---	20
23	2	SP2 - Sport -1600	515	Daniel Lupač Citroen Saxo VTS			4:08.722	1:08.962	1:05.471	1:05.001	2:10.472	0:02.339	17
29	3	SP2 - Sport -1600	533	Ivan Valovič Honda Civic			4:05.870	1:06.845 (2)	1:07.499 (4)	1:04.949	2:11.794	0:03.661	15
30	4	SP2 - Sport -1600	505	Peter Holubčík Citroen Saxo VTS			4:09.309	1:06.780	1:07.974 (2)	1:05.109	2:11.889	0:03.756	13
31	5	SP2 - Sport -1600	555	Zdenko Gergel Citroen Saxo VTS			4:08.840	1:04.938	1:08.333 (4)	1:07.160 (2)	2:12.098	0:03.965	11
33	6	SP2 - Sport -1600	507	Jan Maděra Citroen Saxo			4:07.556	1:08.131	1:09.493 (4)	1:04.146	2:12.277	0:04.144	10
41	7	SP2 - Sport -1600	516	Bruno Čáslava Mazda MX- 5		Junior	4:08.345	1:12.069 (4)	1:06.977	1:07.729	2:14.706	0:06.573	9
55	8	SP2 - Sport -1600	521	Jakub Skoupil			4:15.422	1:09.628	1:10.535	1:12.273 (2)	2:20.163	0:12.030	8

				Škoda Pick-up									
		SP3 - Sport -2000											
6	1	SP3 - Sport -2000	610	Michal Novák Mazda MX-5 nc			1:04.295	1:04.038	1:03.458	1:02.698	2:06.156	---	20
10	2	SP3 - Sport -2000	601	Martin Gál Honda Civic			1:09.536	1:08.987 (2)	1:03.124	1:04.066	2:07.190	0:01.034	17
17	3	SP3 - Sport -2000	636	Maroš Mészáros Mazda Mx-5			1:05.958	1:04.427	1:04.145	1:06.659 (2)	2:08.572	0:02.416	15
22	4	SP3 - Sport -2000	666	Marek Gál Honda Civic			1:09.584	1:03.784	1:06.716 (2)	1:06.404 (2)	2:10.188	0:04.032	13
28	5	SP3 - Sport -2000	606	David Líznar Honda Civic 5g		Junior	1:09.534	1:05.886	1:21.024	1:05.761	2:11.647	0:05.491	11
65	6	SP3 - Sport -2000	696	Kristián Rýzek Mazda MX-5			1:16.115	1:13.628	1:33.278 (22)	1:11.239	2:24.867	0:18.711	10
		SP4 - Sport 2000+											
5	1	SP4 - Sport 2000+	777	Aleš Dokoupil Audi S1			1:04.485	1:03.333	1:02.906	1:02.612	2:05.518	---	20
7	2	SP4 - Sport 2000+	709	Matej Farkaš Toyota Yaris GR			1:05.074	1:03.575	1:05.193 (2)	1:02.682	2:06.257	0:00.739	17
16	3	SP4 - Sport 2000+	732	Roman Pelíšek Seat Leon			1:06.547	1:08.368 (2)	1:04.081	1:04.384	2:08.465	0:02.947	15
39	4	SP4 - Sport 2000+	727	Natália Lupačová BMW 325i		Žena, Junior	1:07.218	1:05.910	1:11.946 (6)	1:08.300	2:14.210	0:08.692	13
61	5	SP4 - Sport 2000+	723	Roman Landl Nissan 370Z			1:11.447	1:09.633 (2)	1:11.600 (2)	1:12.319 (4)	2:21.233	0:15.715	11
		R1 - Racing -1600											
3	1	R1 - Racing -1600	888	Matúš Urík Peugeot 106			1:02.523	1:01.722	1:01.117	1:21.559 (20)	2:02.839	---	20
14	2	R1 - Racing -1600	821	Peter Kahun Peugeot 106 Maxi			1:06.629	1:04.486	1:03.735	1:04.339	2:08.074	0:05.235	17
58	3	R1 - Racing -1600	801	Miroslav Líznar Škoda 120l			1:15.783	1:10.051	1:12.390 (2)	1:10.349 (2)	2:20.400	0:17.561	15
		R2 - Racing 1600+											
2	1	R2 - Racing 1600+	999	Dominik Huráb			1:00.638	1:04.375 (4)	1:01.741	1:00.380	2:02.121	---	20

				Toyota Yaris GR									
4	2	R2 - Racing 1600+	953	Lukáš Sulo BMW 130xd			4:01.777	1:02.039	1:06.696 (2)	1:02.539	2:04.578	0:02.457	17
18	3	R2 - Racing 1600+	911	Miroslav Tichý Nissan 100NX			4:03.765	1:05.392 (2)	1:05.318 (2)	1:03.501	2:08.819	0:06.698	15
19	4	R2 - Racing 1600+	923	Leoš Hradil Honda Civic		Junior	4:08.232	1:05.134	1:04.919	1:04.409	2:09.328	0:07.207	13
21	5	R2 - Racing 1600+	950	Martin Kraus Škoda Fabia Stage 6		Junior	4:08.325	1:07.084	1:05.581	1:04.261	2:09.842	0:07.721	11
38	6	R2 - Racing 1600+	945	Miroslav Valachy Renault Clio Sport			4:11.918	1:24.904 (20)	1:07.431	1:06.774 (2)	2:14.205	0:12.084	10
43	7	R2 - Racing 1600+	915	Rostislav Díblík Seat Leon			4:11.004	1:07.653 (2)	1:07.427	1:08.142 (2)	2:15.080	0:12.959	9
45	8	R2 - Racing 1600+	997	Nikola Morávková Mitsubishi Colt czT		Žena, Junior	4:12.420	1:10.699 (2)	1:07.794	1:07.789	2:15.583	0:13.462	8
49	9	R2 - Racing 1600+	947	Lucia Sulová BMW 130xd		Žena	4:10.276	1:08.915	1:09.124	1:07.847	2:16.762	0:14.641	7
51	10	R2 - Racing 1600+	928	Ivan Kurňava Opel Corsa			4:15.791	1:09.909	1:09.516	1:08.252	2:17.768	0:15.647	6
56	11	R2 - Racing 1600+	927	Milan Díblík Nissan 350z			4:09.744	1:10.064 (2)	1:11.746 (4)	1:10.175 (2)	2:20.239	0:18.118	5
70	12	R2 - Racing 1600+	969	Marie Krausová Škoda Fabia Stage 6		Žena, Junior	4:12.576	1:14.014 (2)	1:13.469 (2)	1:30.880 (20)	2:27.483	0:25.362	4
74	13	R2 - Racing 1600+	925	Dominik Ludva Škoda Fabia Kit Car		Junior	4:16.071	1:20.529 (6)	1:16.455 (2)	1:13.158	2:29.613	0:27.492	3
		SC - Supercars											
1	1	SC - Supercars	21	Robert Pástor Fiat 126 Proto		Masters	4:07.980	1:00.154	1:00.020	0:59.384	1:59.404	---	20
8	2	SC - Supercars	12	Rado Nemček Fiat 126			4:02.627	1:04.153 (2)	1:02.297	1:07.442 (4)	2:06.450	0:07.046	17
46	3	SC - Supercars	6	Ondřej Hunčovský Škoda Citigo-e iV			4:11.927	1:30.408 (22)	1:09.267 (2)	1:06.609	2:15.876	0:16.472	15
72	4	SC - Supercars	3	Kateřina Šrámková Škoda Citigo-e iV			4:20.065	1:14.320	1:14.486	1:23.290 (2)	2:28.806	0:29.402	13

Ženy													
39	1	SP4 - Sport 2000+	727	Natália Lupačová BMW 325i		Žena, Junior	4:07.218	1:05.910	1:11.946 (6)	1:08.300	2:14.210	---	20
45	2	R2 - Racing 1600+	997	Nikola Morávková Mitsubishi Colt czT		Žena, Junior	4:12.420	1:10.699 (2)	1:07.794	1:07.789	2:15.583	0:01.373	17
49	3	R2 - Racing 1600+	947	Lucia Sulová BMW 130xd		Žena	4:10.276	1:08.915	1:09.124	1:07.847	2:16.762	0:02.552	15
67	4	S1 - Stock -1600	113	Barbora Barancová Citroën C2 VTS		Žena, Rookie	4:30.150	1:16.013 (4)	1:11.252 (2)		2:27.265	0:13.055	13
68	5	S1 - Stock -1600	425	Jaroslava Tomko Kráľová Honda CRX		Žena	4:17.583	1:15.682 (2)	1:14.025 (2)	1:13.256	2:27.281	0:13.071	11
70	6	R2 - Racing 1600+	969	Marie Krausová Škoda Fabia Stage 6		Žena, Junior	4:12.576	1:14.014 (2)	1:13.469 (2)	1:30.880 (20)	2:27.483	0:13.273	10
Junior													
19	1	R2 - Racing 1600+	923	Leoš Hradil Honda Civic		Junior	4:08.232	1:05.134	1:04.919	1:04.409	2:09.328	---	20
21	2	R2 - Racing 1600+	950	Martin Kraus Škoda Fabia Stage 6		Junior	4:08.325	1:07.084	1:05.581	1:04.261	2:09.842	0:00.514	17
28	3	SP3 - Sport -2000	606	David Líznar Honda Civic 5g		Junior	4:09.534	1:05.886	1:21.024	1:05.761	2:11.647	0:02.319	15
39	4	SP4 - Sport 2000+	727	Natália Lupačová BMW 325i		Žena, Junior	4:07.218	1:05.910	1:11.946 (6)	1:08.300	2:14.210	0:04.882	13
41	5	SP2 - Sport -1600	516	Bruno Čáslava Mazda MX- 5		Junior	4:08.345	1:12.069 (4)	1:06.977	1:07.729	2:14.706	0:05.378	11
45	6	R2 - Racing 1600+	997	Nikola Morávková Mitsubishi Colt czT		Žena, Junior	4:12.420	1:10.699 (2)	1:07.794	1:07.789	2:15.583	0:06.255	10
50	7	S2 - Stock -2000	222	Jaroslav Schüller Ford Fiesta ST150		Junior	4:10.789	1:08.533	1:11.032 (2)	1:09.110	2:17.643	0:08.315	9
63	8	S3 - Stock 2000+	346	Gregor Gardoš Honda Civic		Junior	4:12.052	1:10.986	1:12.657 (2)	1:11.256 (2)	2:22.242	0:12.914	8
70	9	R2 - Racing 1600+	969	Marie Krausová Škoda Fabia Stage 6		Žena, Junior	4:12.576	1:14.014 (2)	1:13.469 (2)	1:30.880 (20)	2:27.483	0:18.155	7
74	10	R2 - Racing 1600+	925	Dominik Ludva Škoda		Junior	4:16.074	1:20.529 (6)	1:16.455 (2)	1:13.158	2:29.613	0:20.285	6

				Fabia Kit Car									
75	11	S3 - Stock 2000+	325	Petr Horka Audi A3		Junior	4:15.437	1:18.820 (4)	1:11.513	4:23.655	2:30.333	0:21.005	5
78	12	S1 - Stock -1600	107	Jiří Souček Seat Ibiza		Junior	4:21.130	1:19.106 (2)	4:20.052 (2)	1:17.297	2:36.403	0:27.075	4
79	13	S1 - Stock -1600	104	Jan Buksa Škoda Felicia		Junior	4:33.726	1:22.773	4:25.794	1:20.812	2:43.585	0:34.257	3
		Master											
26	1	S1 - Stock -1600	100	Zdeněk Gergel Citroen Saxo VTS		Masters	4:08.654	1:05.929	4:05.728	1:05.282	0:00.647	---	20
1	2	SC - Supercars	21	Robert Pástor Fiat 126 Proto		Masters	4:07.980	1:00.154	4:00.020	0:59.384	0:00.770	0:00.123	17