


















ČSAUTOSLALOM 2025




















12. ZÁVOD - HODONÍN - 26. 10. 2025




















- ABSOLUTNÍ POŘADÍ - [ZOBRAZIT POŘADÍ TŘÍD](#)

















3. jízda

26.10.2025 14:45

Pořadí Abs.	Pořadí Třída	Třída	Číslo	Jméno Vozidlo	Stát	Ž/J/M	Třénink (Pen.)	1. jízda (Pen.)	2. jízda (Pen.)	3. jízda (Pen.)	Celkem	Ztráta	Body
1	1	SC - Supercars	21	Robert Pástor Fiat 126 Proto		Masters	4:14.162	1:06.846	1:07.116	4:08.453 (2)	2:13.962	---	20
2	1	R1 - Racing -1600	888	Matúš Urik Peugeot 106			4:12.768	1:09.620	1:09.306	4:11.235 (2)	2:18.926	0:04.964	17
3	1	S4 - Stock 3000+4WD	316	Filip Obora Toyota Yaris GR			4:12.925	4:10.795	1:10.544	1:10.660	2:21.204	0:07.242	15
4	1	R2 - Racing 1600+	953	Lukáš Sulo BMW 130xd			4:11.041	4:11.529	1:11.259	1:10.383	2:21.642	0:07.680	13
5	1	SP1 - Sport -1400	403	Ľuboš Jenis Honda Civic			4:12.859	1:11.179	4:11.716	1:11.353	2:22.532	0:08.570	11
6	1	SP2 - Sport -1600	525	Richard Spevák Honda Civic			4:13.113	1:11.739	1:11.061	4:14.185 (2)	2:22.800	0:08.838	10
7	1	SP4 - Sport 2000+	777	Aleš Dokoupil Audi S1			4:15.898	4:13.036	1:11.836	1:11.197	2:23.033	0:09.071	9
8	2	R2 - Racing 1600+	923	Leoš Hradil Honda Civic		Junior	4:11.669	4:11.919	1:11.815	1:11.458	2:23.273	0:09.311	8
9	1	SP3 - Sport -2000	636	Maroš Mészáros Mazda Mx-5			4:14.159	1:12.162	1:11.445	4:15.444 (4)	2:23.607	0:09.645	7
10	1	S2 - Stock -2000	214	Branislav Goga Honda S2000			4:14.272	4:12.115	1:12.002	1:11.762	2:23.764	0:09.802	6
11	2	SP2 - Sport -1600	515	Daniel Lupač Citroen Saxo VTS			4:15.618	4:13.299	1:12.331	1:11.558	2:23.889	0:09.927	5
12	1	S3 - Stock 2000+	383	Lumír Štěpán Mini Cooper			4:13.604	4:13.100 (2)	1:11.203	1:13.032 (2)	2:24.235	0:10.273	4
13	2	S3 - Stock 2000+	369	Pavol Húšek Opel Corsa			---	1:12.421	4:15.136	1:12.945	2:25.366	0:11.404	3
14	2	SP3 - Sport -2000	666	Marek Gál Honda Civic			4:14.098	1:12.646	1:13.040	4:13.099	2:25.686	0:11.724	2
15	3	R2 - Racing 1600+	945	Miroslav Valachy Renault Clio Sport			4:19.294	1:13.064	4:14.742	1:12.994	2:26.058	0:12.096	1
16	3	S3 - Stock 2000+	320	Jiří Bařina Hyundai i30 N			4:15.087	1:13.138	1:12.990	4:13.504	2:26.128	0:12.166	0
17	3	SP2 - Sport	533	Ivan Valovič			4:13.255	1:13.369 (2)	4:14.625 (2)	1:13.027	2:26.396	0:12.434	0

		-1600		Honda Civic										
18	1	S1 - Stock -1600	100	Zdeněk Gergel Citroen Saxo VTS		Masters	4:15.078	1:12.486	4:14.886 (2)	1:14.276	2:26.762	0:12.800	0	
19	4	R2 - Racing 1600+	950	Martin Kraus Škoda Fabia Stage 6		Junior	4:14.598	4:15.266 (2)	1:13.231	1:13.586	2:26.817	0:12.855	0	
20	2	S1 - Stock -1600	189	Martin Magát Honda CRX			4:14.916	4:16.228 (2)	1:13.477	1:13.423	2:26.900	0:12.938	0	
21	5	R2 - Racing 1600+	947	Lucia Sulová BMW 130xd		Žena	4:14.883	1:13.365	4:15.038	1:13.623	2:26.988	0:13.026	0	
22	4	SP2 - Sport -1600	507	Jan Maděra Citroen Saxo			4:16.290	4:16.454 (2)	1:13.883	1:13.361	2:27.244	0:13.282	0	
23	4	S3 - Stock 2000+	322	Tibor Gloznek Seat Ibiza			4:15.094	1:13.639	1:13.699	4:18.280 (4)	2:27.338	0:13.376	0	
24	2	SP4 - Sport 2000+	732	Roman Pelíšek Seat Leon			4:13.304	4:17.826 (4)	1:12.771	1:14.743 (2)	2:27.514	0:13.552	0	
25	2	S4 - Stock 3000+4WD	301	Jan Janča VW Golf			4:18.825	4:15.409	1:13.892	1:13.634	2:27.526	0:13.564	0	
26	2	R1 - Racing -1600	821	Peter Kahun Peugeot 106 Maxi			4:14.547	4:16.347	1:15.141	1:12.672	2:27.813	0:13.851	0	
27	5	SP2 - Sport -1600	505	Peter Holubčík Citroen Saxo VTS			4:17.620	1:14.640	4:16.368 (2)	1:13.177	2:27.817	0:13.855	0	
28	3	SP4 - Sport 2000+	727	Natália Lupačová BMW 325i		Žena, Junior	4:14.690	1:14.047	1:14.560	4:14.889 (2)	2:28.607	0:14.645	0	
29	2	SP1 - Sport -1400	444	Ján Dúbrava Opel Corsa			4:14.968	1:14.680	4:15.839	1:14.049	2:28.729	0:14.767	0	
30	3	SP3 - Sport -2000	601	Martin Gál Honda Civic			4:17.356	1:12.682	4:16.172 (2)	1:16.076 (4)	2:28.758	0:14.796	0	
31	5	S3 - Stock 2000+	330	Roman Kucharík BMW E90			4:15.579	4:16.825 (2)	1:14.469	1:14.385	2:28.854	0:14.892	0	
32	4	SP3 - Sport -2000	606	David Líznar Honda Civic 5g		Junior	4:16.429	1:14.957	4:15.819 (2)	1:14.651 (2)	2:29.608	0:15.646	0	
33	3	S1 - Stock -1600	111	Filip Novák Citroen C2 VTS		Rookie	4:17.442	4:15.854	1:15.361	1:14.390	2:29.751	0:15.789	0	
34	3	SP1 - Sport -1400	412	Daniel Hirschner Mitsubishi Colt cz3		Rookie	4:19.032	4:17.894	1:15.109	1:15.233	2:30.342	0:16.380	0	
35	6	R2 - Racing 1600+	915	Rostislav Diblík Seat Leon			4:21.385	---	1:15.115	1:15.767	2:30.882	0:16.920	0	
36	2	S2 - Stock -2000	293	Jakub Novák Ford Focus			4:17.483	1:16.011	4:16.264	1:15.605	2:31.616	0:17.654	0	

37	4	S1 - Stock -1600	104	Martin Příkryl Honda Civic			1:19.014	1:16.552	1:16.140	1:15.852	2:31.992	0:18.030	0
38	6	SP2 - Sport -1600	516	Bruno Čáslava Mazda MX- 5		Junior	1:17.009	1:16.253	1:15.797	---	2:32.050	0:18.088	0
39	6	S3 - Stock 2000+	310	Erik Gardoš Honda Civic			1:15.520	1:20.260 (6)	1:17.962	1:14.986	2:32.948	0:18.986	0
40	7	R2 - Racing 1600+	928	Ivan Kurňava Opel Corsa			1:22.113	1:16.676	1:21.477 (4)	1:16.431	2:33.107	0:19.145	0
41	8	R2 - Racing 1600+	988	Dariusz Nahrebecki Vauxhall Corsa SRI			1:19.534	1:17.386 (2)	1:16.182	1:18.782 (2)	2:33.568	0:19.606	0
42	3	R1 - Racing -1600	801	Miroslav Líznar Škoda 120I			1:22.841	1:18.316	1:17.931	1:16.702	2:34.633	0:20.671	0
43	3	S2 - Stock -2000	296	Josef Schüller Ford Fiesta ST150			1:18.791	1:19.955 (2)	1:16.794	1:18.640	2:35.434	0:21.472	0
44	4	SP1 - Sport -1400	440	Alexander Rafaj Honda Civic		Rookie	1:20.071	1:18.247	1:17.572	1:18.093 (2)	2:35.665	0:21.703	0
45	4	S2 - Stock -2000	271	René Novák Ford Focus			1:19.447	1:17.945	1:17.853	1:19.066	2:35.798	0:21.836	0
46	4	SP4 - Sport 2000+	723	Roman Landl Nissan 370Z			1:18.618	1:23.291	1:19.351 (2)	1:16.561	2:35.912	0:21.950	0
47	5	S1 - Stock -1600	135	Tomáš Naňo Jun. Citroën C2 VTS		Rookie	1:22.866	1:18.645	1:19.674 (2)	1:17.285	2:35.930	0:21.968	0
48	5	S2 - Stock -2000	279	Tonda Husička Peugeot 206 GTI			1:19.436	1:18.124	1:20.892 (2)	1:18.331	2:36.455	0:22.493	0
49	6	S1 - Stock -1600	145	Tomáš Naňo Citroën C2 VTS			1:23.331	1:18.900	1:17.796	1:19.467	2:36.696	0:22.734	0
50	7	SP2 - Sport -1600	521	Jakub Skoupil Škoda Pick- up			2:44.006	1:20.861	1:19.706	1:17.026	2:36.732	0:22.770	0
51	6	S2 - Stock -2000	222	Jaroslav Schüller Ford Fiesta ST150		Junior	1:19.016	---	1:18.893	1:18.527	2:37.420	0:23.458	0
52	5	SP3 - Sport -2000	696	Kristián Rýzek Mazda MX- 5			1:21.394	1:18.532	1:19.415	1:20.433	2:37.947	0:23.985	0
53	7	S1 - Stock -1600	402	Peter Rafaj Honda CRX			1:29.791	1:20.067	1:19.343	1:19.020	2:38.363	0:24.401	0
54	9	R2 - Racing 1600+	997	Nikola Morávková Mitsubishi Colt czT		Žena, Junior	1:18.566	1:20.552 (4)	1:18.613 (2)	1:19.815 (2)	2:38.428	0:24.466	0
55	5	SP1 - Sport	410	Michal Jenis			1:20.783	1:20.658 (2)	1:30.121 (2)	1:18.132	2:38.790	0:24.828	0

		-1400		Honda Civic														
56	8	S1 - Stock -1600	108	Miroslav Havlík Honda Civic				1:22.228	1:23.545	1:19.673	1:19.408	2:39.081	0:25.119	0				
57	9	S1 - Stock -1600	142	Jan Zpěvák Honda Civic				1:21.495	1:21.571	1:20.131	1:19.306	2:39.437	0:25.475	0				
58	10	R2 - Racing 1600+	969	Marie Krausová Škoda Fabia Stage 6		Žena, Junior		1:28.873	1:24.449	1:20.223	1:22.157 (2)	2:42.380	0:28.418	0				
59	4	R1 - Racing -1600	939	Friedrich Dolezal VW Lupo		Masters		1:23.325	1:21.653	1:21.766	1:20.758	2:42.411	0:28.449	0				
60	7	S3 - Stock 2000+	346	Gregor Gardoš Honda Civic		Junior		1:18.614	1:23.950 (6)	1:22.730 (4)	1:19.919	2:42.649	0:28.687	0				
61	5	SP4 - Sport 2000+	741	Jakub Kučírka Seat Ibiza				1:21.118	1:22.589 (2)	1:21.207	1:22.902 (2)	2:43.796	0:29.834	0				
62	1	Fabia Cup	3	Zdenko Vlkovič Škoda Fabia				1:29.081	1:26.330	1:23.512	1:22.734	2:46.246	0:32.284	0				
63	7	S2 - Stock -2000	227	Zdeněk Pazderka Honda Civic		Masters		1:23.533	1:24.928 (2)	1:23.271	1:23.232	2:46.503	0:32.541	0				
64	10	S1 - Stock -1600	425	Jaroslava Tomko Krářová Honda CRX		Žena		1:24.929	1:25.750 (2)	1:21.629	1:26.337 (2)	2:47.379	0:33.417	0				
65	2	Fabia Cup	2	Barbora Barancová Škoda Fabia		Žena, Rookie		1:26.888	1:26.209 (2)	1:23.876	1:27.013 (2)	2:50.085	0:36.123	0				
66	11	S1 - Stock -1600	126	Peter Žák Ford Fiesta				1:24.790	---	1:26.745 (4)	1:24.012	2:50.757	0:36.795	0				
67	12	S1 - Stock -1600	130	Vítek Příkryl Honda Civic		Rookie		1:26.479	1:32.124 (6)	1:26.597 (2)	1:24.665	2:51.262	0:37.300	0				
68	3	Fabia Cup	1	Michal Volenik Škoda Fabia				2:31.361	1:25.550	1:25.819	---	2:51.369	0:37.407	0				
69	6	SP4 - Sport 2000+	703	Matěj Kučírka Seat Ibiza		Junior		1:21.794	1:29.676 (6)	1:50.160 (28)	1:23.024 (2)	2:52.700	0:38.738	0				
70	4	Fabia Cup	5	Jakub Šíma Škoda Fabia				1:33.148	---	1:29.230	1:30.362	2:59.592	0:45.630	0				
71	2	SC - Supercars	12	Rado Nemček Fiat 126				1:12.121	---	---	1:10.178	1:10.178	1 jízda	0				