

ČSAUTOSLALOM 2025

12. ZÁVOD - HODONÍN - 26. 10. 2025

- POŘADÍ TŘÍD - [ZOBRAZIT ABSOLUTNÍ POŘADÍ](#)










3. jízda

26.10.2025 14:45

Pořadí Abs.	Pořadí Třída	Třída	Číslo	Jméno Vozidlo	Stát	Ž/J/M	Trénink (Pen.)	1. jízda (Pen.)	2. jízda (Pen.)	3. jízda (Pen.)	Celkem	Ztráta	Body
Fabia Cup													
62	1	Fabia Cup	3	Zdenko Vlkovič Škoda Fabia			4:29.084	4:26.330	1:23.512	1:22.734	2:46.246	---	20
65	2	Fabia Cup	2	Barbora Barancová Škoda Fabia		Žena, Rookie	4:26.888	1:26.209 (2)	1:23.876	4:27.043 (2)	2:50.085	0:03.839	17
68	3	Fabia Cup	1	Michal Volenik Škoda Fabia			2:31.364	1:25.550	1:25.819	---	2:51.369	0:05.123	15
70	4	Fabia Cup	5	Jakub Šíma Škoda Fabia			4:33.148	---	1:29.230	1:30.362	2:59.592	0:13.346	13
S1 - Stock -1600													
18	1	S1 - Stock -1600	100	Zdeněk Gergel Citroen Saxo VTS		Masters	4:15.078	1:12.486	4:14.886 (2)	1:14.276	2:26.762	---	20
20	2	S1 - Stock -1600	189	Martin Magát Honda CRX			4:14.916	4:16.228 (2)	1:13.477	1:13.423	2:26.900	0:00.138	17
33	3	S1 - Stock -1600	111	Filip Novák Citroen C2 VTS		Rookie	4:17.442	4:15.854	1:15.361	1:14.390	2:29.751	0:02.989	15
37	4	S1 - Stock -1600	104	Martin Příkryl Honda Civic			4:19.014	4:16.552	1:16.140	1:15.852	2:31.992	0:05.230	13
47	5	S1 - Stock -1600	135	Tomáš Naňo Jun. Citroën C2 VTS		Rookie	4:22.866	1:18.645	4:19.674 (2)	1:17.285	2:35.930	0:09.168	11
49	6	S1 - Stock -1600	145	Tomáš Naňo Citroën C2 VTS			4:23.334	1:18.900	1:17.796	4:19.467	2:36.696	0:09.934	10
53	7	S1 - Stock -1600	402	Peter Rafaj Honda CRX			4:29.794	4:20.067	1:19.343	1:19.020	2:38.363	0:11.601	9
56	8	S1 - Stock -1600	108	Miroslav Havlík Honda Civic			4:22.228	4:23.545	1:19.673	1:19.408	2:39.081	0:12.319	8
57	9	S1 - Stock -1600	142	Jan Zpěvák Honda Civic			4:21.495	4:21.574	1:20.131	1:19.306	2:39.437	0:12.675	7
64	10	S1 - Stock -1600	425	Jaroslava Tomko Králová Honda CRX		Žena	4:24.929	1:25.750 (2)	1:21.629	4:26.337 (2)	2:47.379	0:20.617	6
66	11	S1 - Stock -1600	126	Peter Žák Ford Fiesta			4:24.790	---	1:26.745 (4)	1:24.012	2:50.757	0:23.995	5
67	12	S1 - Stock -1600	130	Vítek Příkryl		Rookie	4:26.479	4:32.124 (6)	1:26.597 (2)	1:24.665	2:51.262	0:24.500	4

				Honda Civic									
		S2 - Stock -2000											
10	1	S2 - Stock -2000	214	Branislav Goga Honda S2000		4:14.272	4:12.115	1:12.002	1:11.762	2:23.764	---	20	
36	2	S2 - Stock -2000	293	Jakub Novák Ford Focus		4:17.483	1:16.011	4:16.264	1:15.605	2:31.616	0:07.852	17	
43	3	S2 - Stock -2000	296	Josef Schüller Ford Fiesta ST150		4:18.791	4:19.955 (2)	1:16.794	1:18.640	2:35.434	0:11.670	15	
45	4	S2 - Stock -2000	271	René Novák Ford Focus		4:19.447	1:17.945	1:17.853	4:19.066	2:35.798	0:12.034	13	
48	5	S2 - Stock -2000	279	Tonda Husička Peugeot 206 GTI		4:19.436	1:18.124	4:20.892 (2)	1:18.331	2:36.455	0:12.691	11	
51	6	S2 - Stock -2000	222	Jaroslav Schüller Ford Fiesta ST150		Junior	4:19.016	---	1:18.893	1:18.527	2:37.420	0:13.656	10
63	7	S2 - Stock -2000	227	Zdeněk Pazderka Honda Civic		Masters	4:23.533	4:24.928 (2)	1:23.271	1:23.232	2:46.503	0:22.739	9
		S3 - Stock 2000+											
12	1	S3 - Stock 2000+	383	Lumír Štěpán Mini Cooper			4:13.604	4:13.100 (2)	1:11.203	1:13.032 (2)	2:24.235	---	20
13	2	S3 - Stock 2000+	369	Pavol Húšek Opel Corsa			---	1:12.421	4:15.136	1:12.945	2:25.366	0:01.131	17
16	3	S3 - Stock 2000+	320	Jiří Bařina Hyundai i30 N			4:15.087	1:13.138	1:12.990	4:13.504	2:26.128	0:01.893	15
23	4	S3 - Stock 2000+	322	Tibor Gloznek Seat Ibiza			4:15.094	1:13.639	1:13.699	4:18.280 (4)	2:27.338	0:03.103	13
31	5	S3 - Stock 2000+	330	Roman Kucharík BMW E90			4:15.579	4:16.825 (2)	1:14.469	1:14.385	2:28.854	0:04.619	11
39	6	S3 - Stock 2000+	310	Erik Gardoš Honda Civic			4:15.520	4:20.260 (6)	1:17.962	1:14.986	2:32.948	0:08.713	10
60	7	S3 - Stock 2000+	346	Gregor Gardoš Honda Civic		Junior	4:18.614	4:23.950 (6)	1:22.730 (4)	1:19.919	2:42.649	0:18.414	9
		S4 - Stock 3000+4WD											
3	1	S4 - Stock 3000+4WD	316	Filip Obora Toyota Yaris GR			4:12.925	4:10.795	1:10.544	1:10.660	2:21.204	---	20
25	2	S4 - Stock 3000+4WD	301	Jan Janča VW Golf			4:18.825	4:15.409	1:13.892	1:13.634	2:27.526	0:06.322	17
		SP1 - Sport -1400											
5	1	SP1 - Sport -1400	403	Ľuboš Jenis Honda Civic			4:12.859	1:11.179	4:11.716	1:11.353	2:22.532	---	20

29	2	SP1 - Sport -1400	444	Ján Dúbrava Opel Corsa			4:14.968	1:14.680	4:15.839	1:14.049	2:28.729	0:06.197	17
34	3	SP1 - Sport -1400	412	Daniel Hirschner Mitsubishi Colt cz3		Rookie	4:19.032	4:17.894	1:15.109	1:15.233	2:30.342	0:07.810	15
44	4	SP1 - Sport -1400	440	Alexander Rafaj Honda Civic		Rookie	4:20.071	4:18.247	1:17.572	1:18.093 (2)	2:35.665	0:13.133	13
55	5	SP1 - Sport -1400	410	Michal Jenis Honda Civic			4:20.783	1:20.658 (2)	4:30.124 (2)	1:18.132	2:38.790	0:16.258	11
SP2 - Sport -1600													
6	1	SP2 - Sport -1600	525	Richard Spevák Honda Civic			4:13.113	1:11.739	1:11.061	4:14.185 (2)	2:22.800	---	20
11	2	SP2 - Sport -1600	515	Daniel Lupač Citroen Saxo VTS			4:15.618	4:13.299	1:12.331	1:11.558	2:23.889	0:01.089	17
17	3	SP2 - Sport -1600	533	Ivan Valovič Honda Civic			4:13.255	1:13.369 (2)	4:14.625 (2)	1:13.027	2:26.396	0:03.596	15
22	4	SP2 - Sport -1600	507	Jan Maděra Citroen Saxo			4:16.290	4:16.454 (2)	1:13.883	1:13.361	2:27.244	0:04.444	13
27	5	SP2 - Sport -1600	505	Peter Holubčík Citroen Saxo VTS			4:17.620	1:14.640	4:16.368 (2)	1:13.177	2:27.817	0:05.017	11
38	6	SP2 - Sport -1600	516	Bruno Čáslava Mazda MX- 5		Junior	4:17.009	1:16.253	1:15.797	---	2:32.050	0:09.250	10
50	7	SP2 - Sport -1600	521	Jakub Skoupil Škoda Pick- up			2:44.006	4:20.864	1:19.706	1:17.026	2:36.732	0:13.932	9
SP3 - Sport -2000													
9	1	SP3 - Sport -2000	636	Maroš Mészáros Mazda Mx- 5			4:14.159	1:12.162	1:11.445	4:15.444 (4)	2:23.607	---	20
14	2	SP3 - Sport -2000	666	Marek Gál Honda Civic			4:14.008	1:12.646	1:13.040	4:13.099	2:25.686	0:02.079	17
30	3	SP3 - Sport -2000	601	Martin Gál Honda Civic			4:17.356	1:12.682	4:16.172 (2)	1:16.076 (4)	2:28.758	0:05.151	15
32	4	SP3 - Sport -2000	606	David Líznar Honda Civic 5g		Junior	4:16.429	1:14.957	4:15.819 (2)	1:14.651 (2)	2:29.608	0:06.001	13
52	5	SP3 - Sport -2000	696	Kristián Rýzek Mazda MX- 5			4:21.394	1:18.532	1:19.415	4:20.433	2:37.947	0:14.340	11
SP4 - Sport 2000+													

7	1	SP4 - Sport 2000+	777	Aleš Dokoupil Audi S1			4:15.898	4:13.036	1:11.836	1:11.197	2:23.033	---	20
24	2	SP4 - Sport 2000+	732	Roman Pelíšek Seat Leon			4:13.304	4:17.826 (4)	1:12.771	1:14.743 (2)	2:27.514	0:04.481	17
28	3	SP4 - Sport 2000+	727	Natália Lupačová BMW 325i		Žena, Junior	4:14.690	1:14.047	1:14.560	4:14.889 (2)	2:28.607	0:05.574	15
46	4	SP4 - Sport 2000+	723	Roman Landl Nissan 370Z			4:18.618	4:23.294	1:19.351 (2)	1:16.561	2:35.912	0:12.879	13
61	5	SP4 - Sport 2000+	741	Jakub Kučírka Seat Ibiza			4:21.118	1:22.589 (2)	1:21.207	4:22.902 (2)	2:43.796	0:20.763	11
69	6	SP4 - Sport 2000+	703	Matěj Kučírka Seat Ibiza		Junior	4:21.794	1:29.676 (6)	4:50.160 (28)	1:23.024 (2)	2:52.700	0:29.667	10
		R1 - Racing -1600											
2	1	R1 - Racing -1600	888	Matúš Urík Peugeot 106			4:12.768	1:09.620	1:09.306	4:11.235 (2)	2:18.926	---	20
26	2	R1 - Racing -1600	821	Peter Kahun Peugeot 106 Maxi			4:14.547	4:16.347	1:15.141	1:12.672	2:27.813	0:08.887	17
42	3	R1 - Racing -1600	801	Miroslav Líznar Škoda 120l			4:22.844	4:18.316	1:17.931	1:16.702	2:34.633	0:15.707	15
59	4	R1 - Racing -1600	939	Friedrich Dolezal VW Lupo		Masters	4:23.325	1:21.653	4:24.766	1:20.758	2:42.411	0:23.485	13
		R2 - Racing 1600+											
4	1	R2 - Racing 1600+	953	Lukáš Sulo BMW 130xd			4:11.044	4:11.529	1:11.259	1:10.383	2:21.642	---	20
8	2	R2 - Racing 1600+	923	Leoš Hradil Honda Civic		Junior	4:11.669	4:11.949	1:11.815	1:11.458	2:23.273	0:01.631	17
15	3	R2 - Racing 1600+	945	Miroslav Valachy Renault Clio Sport			4:19.294	1:13.064	4:14.742	1:12.994	2:26.058	0:04.416	15
19	4	R2 - Racing 1600+	950	Martin Kraus Škoda Fabia Stage 6		Junior	4:14.598	4:15.266 (2)	1:13.231	1:13.586	2:26.817	0:05.175	13
21	5	R2 - Racing 1600+	947	Lucia Sulová BMW 130xd		Žena	4:14.883	1:13.365	4:15.038	1:13.623	2:26.988	0:05.346	11
35	6	R2 - Racing 1600+	915	Rostislav Diblík Seat Leon			4:21.385	---	1:15.115	1:15.767	2:30.882	0:09.240	10
40	7	R2 - Racing 1600+	928	Ivan Kurňava Opel Corsa			4:22.113	1:16.676	4:21.477 (4)	1:16.431	2:33.107	0:11.465	9
41	8	R2 - Racing 1600+	988	Dariusz Nahrebecki			4:19.534	1:17.386 (2)	1:16.182	4:18.782 (2)	2:33.568	0:11.926	8

				Vauxhall Corsa SRI									
54	9	R2 - Racing 1600+	997	Nikola Morávková Mitsubishi Colt czT		Žena, Junior	4:18.566	1:20.552 (4)	1:18.613 (2)	1:19.815 (2)	2:38.428	0:16.786	7
58	10	R2 - Racing 1600+	969	Marie Krausová Škoda Fabia Stage 6		Žena, Junior	4:28.873	1:24.449	1:20.223	1:22.157 (2)	2:42.380	0:20.738	6
		SC - Supercars											
1	1	SC - Supercars	21	Robert Pástor Fiat 126 Proto		Masters	4:14.162	1:06.846	1:07.116	1:08.453 (2)	2:13.962	---	20
71	2	SC - Supercars	12	Rado Nemček Fiat 126			4:12.121	---	---	1:10.178	1:10.178	1 jízda	0
		Ženy											
21	1	R2 - Racing 1600+	947	Lucia Sulová BMW 130xd		Žena	4:14.883	1:13.365	1:15.038	1:13.623	2:26.988	---	20
28	2	SP4 - Sport 2000+	727	Natália Lupačová BMW 325i		Žena, Junior	4:14.690	1:14.047	1:14.560	1:14.889 (2)	2:28.607	0:01.619	17
54	3	R2 - Racing 1600+	997	Nikola Morávková Mitsubishi Colt czT		Žena, Junior	4:18.566	1:20.552 (4)	1:18.613 (2)	1:19.815 (2)	2:38.428	0:11.440	15
58	4	R2 - Racing 1600+	969	Marie Krausová Škoda Fabia Stage 6		Žena, Junior	4:28.873	1:24.449	1:20.223	1:22.157 (2)	2:42.380	0:15.392	13
64	5	S1 - Stock -1600	425	Jaroslava Tomko Králová Honda CRX		Žena	4:24.929	1:25.750 (2)	1:21.629	1:26.337 (2)	2:47.379	0:20.391	11
65	6	Fabia Cup	2	Barbora Barancová Škoda Fabia		Žena, Rookie	4:26.888	1:26.209 (2)	1:23.876	1:27.013 (2)	2:50.085	0:23.097	10
		Junior											
8	1	R2 - Racing 1600+	923	Leoš Hradil Honda Civic		Junior	4:11.669	1:11.919	1:11.815	1:11.458	2:23.273	---	20
19	2	R2 - Racing 1600+	950	Martin Kraus Škoda Fabia Stage 6		Junior	4:14.598	1:15.266 (2)	1:13.231	1:13.586	2:26.817	0:03.544	17
28	3	SP4 - Sport 2000+	727	Natália Lupačová BMW 325i		Žena, Junior	4:14.690	1:14.047	1:14.560	1:14.889 (2)	2:28.607	0:05.334	15
32	4	SP3 - Sport -2000	606	David Líznar Honda Civic 5g		Junior	4:16.429	1:14.957	1:15.819 (2)	1:14.651 (2)	2:29.608	0:06.335	13
38	5	SP2 - Sport -1600	516	Bruno Čáslava Mazda MX-5		Junior	4:17.009	1:16.253	1:15.797	---	2:32.050	0:08.777	11
51	6	S2 - Stock -2000	222	Jaroslav Schüller		Junior	4:19.016	---	1:18.893	1:18.527	2:37.420	0:14.147	10

				Ford Fiesta ST150									
54	7	R2 - Racing 1600+	997	Nikola Morávková Mitsubishi Colt czT		Žena, Junior	4:18.566	1:20.552 (4)	1:18.613 (2)	1:19.815 (2)	2:38.428	0:15.155	9
58	8	R2 - Racing 1600+	969	Marie Krausová Škoda Fabia Stage 6		Žena, Junior	4:28.873	1:24.449	1:20.223	1:22.157 (2)	2:42.380	0:19.107	8
60	9	S3 - Stock 2000+	346	Gregor Gardoš Honda Civic		Junior	4:18.614	1:23.950 (6)	1:22.730 (4)	1:19.919	2:42.649	0:19.376	7
69	10	SP4 - Sport 2000+	703	Matěj Kučírka Seat Ibiza		Junior	4:21.794	1:29.676 (6)	1:50.160 (28)	1:23.024 (2)	2:52.700	0:29.427	6
		Master											
59	1	R1 - Racing -1600	939	Friedrich Dolezal VW Lupo		Masters	4:23.325	1:21.653	1:21.766	1:20.758	0:01.008	---	20
1	2	SC - Supercars	21	Robert Pástor Fiat 126 Proto		Masters	4:14.162	1:06.846	1:07.116	1:08.453 (2)	0:01.607	0:00.599	17
63	3	S2 - Stock -2000	227	Zdeněk Pazderka Honda Civic		Masters	4:23.533	1:24.928 (2)	1:23.274	1:23.232	0:01.696	0:00.688	15
18	4	S1 - Stock -1600	100	Zdeněk Gergel Citroen Saxo VTS		Masters	4:15.078	1:12.486	1:14.886 (2)	1:14.276	0:02.400	0:01.392	13